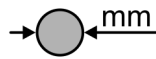
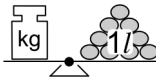




**ENTEC® perfect® 14+7+17 (+2+9)**  
(83010066)



**3,74mm**
























**1,13kg/l**

Kalibrierfaktor

**1,21**

Wurfweitenparameter

**18,6**

ZA-TS / ZG-TS																		
																		
TS 1	15.0	49	600	A	1	600	1	18	500	1	28	400	21	-5	204			
	16.0	49	600	A	1	600	1	17	500	1	27	400	21	-5	204			
	18.0	49	600	A	1	600	1	17	500	1	27	400	21	-3	204			
	20.0	52	720	A	1	720	1	16	500	1	26	400	25	-5	210			
	21.0	52	720	A	1	720	1	15	600	1	25	500	25	-4	210			
	24.0	56	720	A	1	720	1	15	600	1	25	500	25	-1	250			
TS 2	24.0	29	800	B	1	800	1	18	720	1	28	600	31	-5	193			
	27.0	29	800	B	2	900	2	17	800	2	27	720	33	-5	193			
	28.0	29	800	B	2	900	2	16	800	2	26	720	34	-5	193			
	30.0	29	800	B	2	900	2	15	800	2	25	720	35	-4	193			
	32.0	30	800	B	2	900	2	15	800	2	25	720	36	-3	203			
	33.0	30	800	B	3	900	3	14	800	3	24	720	36	-2	203			
	36.0	30	900	B	3	900	3	14	800	3	24	720	39	-2	198			
TS 3	24.0	29	720	C	1	720	1	17	600	1	27	500	31	-5	193			
	27.0	31	900	C	1	900	1	17	720	1	27	600	33	-5	200			
	28.0	31	900	C	2	900	2	17	800	2	27	720	34	-5	200			
	30.0	31	900	C	2	900	2	16	800	2	26	720	35	-5	200			
	32.0	31	900	C	2	900	2	16	800	2	26	720	36	-5	200			
	33.0	31	900	C	2	900	2	15	800	2	25	720	37	-5	200			
	36.0	31	900	C	3	900	3	14	800	3	24	720	39	-3	200			
	39.0	34	900	C	3	900	3	13	800	3	23	720	40	-1	230			
	40.0	34	900	C	3	900	3	13	800	3	23	720	40	0	230			
	42.0	36	900	D	X	720	1	12	800	1	22	720	40	1	250			
	45.0	40	900	D	X	800	1	11	900	1	21	800	42	3	290			
	48.0	42	900	D	X	800	1	10	900	1	20	800	42	5	310			
50.0	44	900	D	X	800	2	10	900	2	20	800	43	7	330				