



(83010339)


Gerste (ungebeizt) [de,at,ch]



























0.00


















3.56mm


0.6 kg/l


11.9



ZATS															
															
TS 1	15	51	600	A	1	720	1	22	600	1	32	500	15	1	261
	16	49	720	A	1	600	1	23	600	1	33	500	17	0	218
	18	51	800	A	1	720	1	23	720	1	33	600	18	0	229
TS 2	21	25	720	D	X	600	1	28	720	1	38	600	21	0	218
	24	26	900	D	X	720	1	28	800	1	38	720	24	0	200
TS 3	24	27	720	C	3	800	3	26	720	3	36	600	24	0	232
	27	28	900	C	3	900	3	25	800	3	35	720	27	0	219
	28	30	900	D	X	720	1	24	800	1	34	720	27	0	235

	Arbeitsbreite
	Einleitsystem
	Streuscheibendrehzahl
	Randstreuen
	Grenzstreuen
	Grenzgrabenstreuen
	Teleskop
	Teleskop Position
	Mengenreduzierung in %
	Einschaltpunkt [m]
	Ausschaltpunkt [m]
	Abwurfwinkel
	Kalibrierfaktor
	Durchmesser
	Schüttdichte
	Wurfweite

Zapfwelle	1 : 1.33	Streuscheibendrehzahl
375		500
415		550
450		600
540		720
600		800
650		870
675		900
750		1000